



Forklift Jack Stands

Operating Instructions & Parts Manual

Model Capacity per pair
BH5070B 7 Ton



This is the safety alert symbol. It is used to alert you to potential personal injury hazards. Obey all safety messages that follow this symbol to avoid possible injury or death.

ADVERTENCIA




- Leer, comprender, y seguir las instrucciones antes de utilizar el aparato.
- El manual de instrucciones y la información de seguridad deben estar comunicado en lengua del operador antes del uso.
- No seguir estas indicaciones puede causar daños personales o materiales.

WARNING

To avoid **crushing and related injuries**:



NEVER work on, under or around a load supported only by a hydraulic jack. **ALWAYS** use adequately rated jack stands.

-  **WARNING:** Cancer and Reproductive Harm.
 **AVERTISSEMENT:** Cancer et dommages au système reproducteur.
 **ADVERTENCIA:** Cáncer y daño reproductivo.
www.P65Warnings.ca.gov

SFA Companies
10939 N. Pomona Ave. Kansas City, MO 64153
sales@blackhawk-automotive.com

Read this manual and follow all the Safety Rules and Operating Instructions before using this product.

Made in PRC
BH5070-M0_082018

SAFETY and GENERAL INFORMATION

Save these instructions. For your safety *read, understand, and follow* the information provided with and on this pair of stands before using. The owner and operator of this equipment shall have an understanding of the stands and safe operating procedures before attempting to use. The owner and operator shall be aware that use of this product may require special skills and knowledge. Instructions and safety information shall be conveyed in the operator's native language before use of these stands is authorized. If any doubt exists as to the safe and proper use of these stands, remove from service immediately.

Inspect before each use. Do not use if broken, bent, cracked, or damaged parts (including labels) are noted. Any stand that appears damaged in any way, operates abnormally or is missing parts, shall be removed from service immediately. If you suspect that the stand was subjected to a shock load (a load dropped suddenly, unexpectedly upon it), immediately discontinue use until the stand has been checked by a factory authorized service center (contact distributor or manufacturer for list of authorized service centers). It is recommended that an annual inspection be done by qualified personnel. Labels and owner's manuals are available from manufacturer.

PRODUCT DESCRIPTION

Blackhawk Automotive Forklift Jack Stands are specifically designed to support a rated capacity forklift, for extended periods. Use as a matched pair to support one side of a forklift only.



NEVER use forklift jack stands to support **both sides or one end** of a forklift!
Use only **one (1) pair per forklift**. Rated capacity is **per pair only**!

SPECIFICATIONS

Model	Capacity	Base Size	Min. Height	Max. Height
BH5070	7 Ton	8 1/2" x 8 1/2"	9 3/8"	14 1/8"

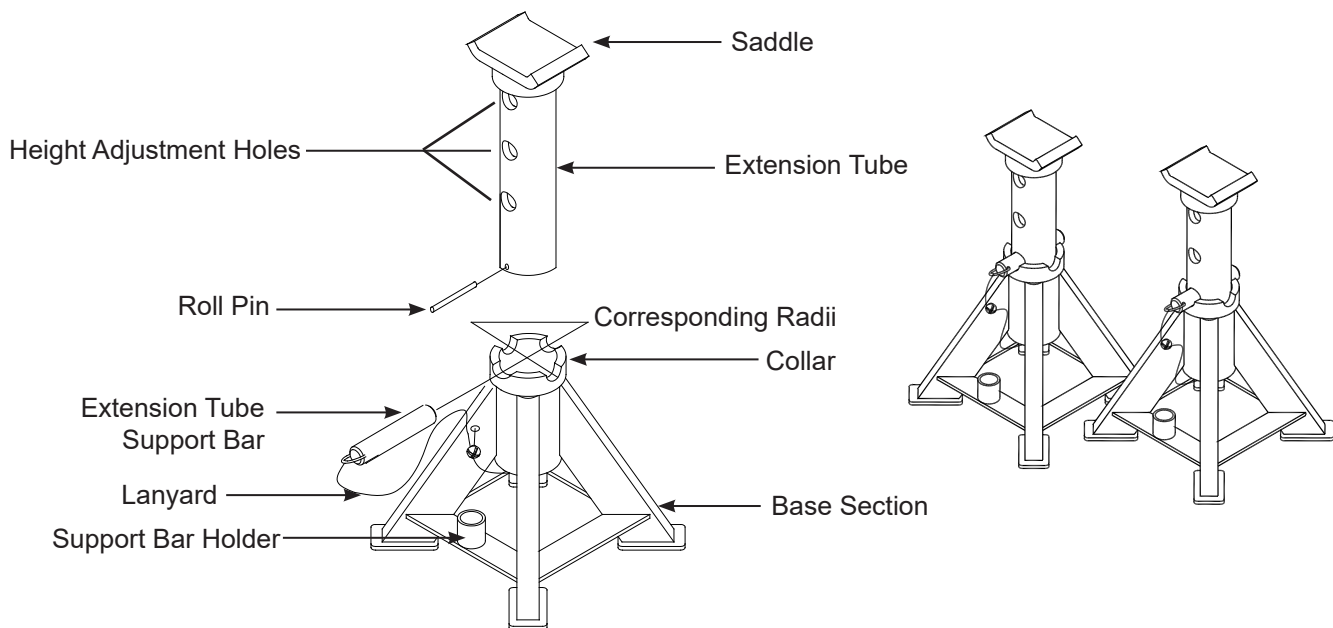


Figure 1 - Model BH5070 Components



WARNING

- Study, understand, and follow all instructions provided with and on this device **before use**.
- **Rated capacity is PER PAIR! DO NOT** exceed rated capacity.
- Use as a matched pair to support one side of a forklift only. Use only **ONE (1) PAIR** per forklift.
- Use only on hard, level surface.
- Center load on saddle.
- Forklift jack stands are not to be used to simultaneously support both sides or one end of a forklift.
- No alterations shall be made to this device.
- Failure to heed these markings may result in personal injury and/or property damage.

PREPARATION

Before Use

1. Verify that the product and the application are compatible, if in doubt call Blackhawk Automotive Tech. Service (816) 891-6390.
2. Inspect stands before each use. Do not use if there are bent, broken or cracked components noted (including labels). Ensure that all parts move freely.
3. Read the operator's manual completely and familiarize yourself thoroughly with the product and the hazards associated with its improper use **before** using this product.
4. Roll pin is pre-installed into the bottom hole of the extension tube to prevent inadvertent loss of the extension tube.
5. Always refer to the forklift owners or service manual for location of proper lift and support points.

OPERATION



*Use only on areas of the forklift as specified by the forklift manufacturer. Use **ONLY** on forklift whose support points are **compatible** with the saddle of the jack stand. Incompatibility may result in structural damage to the forklift and/or jack stand. Structural damage to either may result in sudden and unexpected loss of load height!*



Only attachments and/or adapters supplied by the manufacturer shall be used.

1. Adjust saddle height by pulling up the extension tube, then insert the tube support bar through the hole on extension tube.
2. Ensure that support bar is secured and nested across two corresponding radii (see Fig. 1) before loading. Insert support bar into the extension tube far enough to create equal distance of bar extending from the extension tube on both sides.
3. *Carefully* position forklift jack stands so that load is centered on stand's saddle.
4. *Slowly* lower the forklift onto the stands.
5. Check to ensure forklift is secured before working on, around or under.

To lower load



Be sure that all tools and personnel are clear before lowering load.

1. With suitable forklift jack, raise forklift clear of stands.
2. Carefully release support bar and allow extension tube to glide down to lowest position.
3. Carefully remove stands, then carefully lower forklift with forklift jack.

MAINTENANCE

To help prevent rust, wipe clean and/or blow dry after each use. Do not apply oil or lubricant to ANY portion of this product. Keep support bar in bar holder on base section.

If rust appears, sand affected area and cover with suitable utility paint. Please note that there is no replacement part applicable to this device.

Storage

Store stands in upright position and in a clean, dry area.

REPLACEMENT PARTS

For product labels and owners manual, call or write: SFA Companies 10939 N. Pomona Ave. Kansas City, MO 64153, U.S.A. Tel: (816) 891-6390 Fax: (816) 891-6599 E-Mail: sales@blackhawk-automotive.com

No other parts are available for this product. Jack stands **must** be replaced as a matched set and must never be used singly or with another make or model stand.

ONE YEAR LIMITED WARRANTY

For a period of one (1) year from date of purchase, SFA Companies will repair or replace, at its option, without charge, any of its products which fails due to a defect in material or workmanship under normal usage. This limited warranty is a consumer's exclusive remedy.

Performance of any obligation under this warranty may be obtained by returning the warranted product, freight prepaid, to SFA Companies Warranty Service Department, 10939 N. Pomona Ave., Kansas City, MO 64153.

Except where such limitations and exclusions are specifically prohibited by applicable law,

(1) THE CONSUMER'S SOLE AND EXCLUSIVE REMEDY SHALL BE THE REPAIR OR REPLACEMENT OF DEFECTIVE PRODUCTS AS DESCRIBED ABOVE.

(2) SFA Companies SHALL NOT BE LIABLE FOR ANY CONSEQUENTIAL OR INCIDENTAL DAMAGE OR LOSS WHATSOEVER.

(3) ANY IMPLIED WARRANTIES, INCLUDING WITHOUT LIMITATION THE IMPLIED WARRANTIES OF MERCHANTABILITY AND FITNESS FOR A PARTICULAR PURPOSE, SHALL BE LIMITED TO ONE YEAR, OTHERWISE THE REPAIR, REPLACEMENT OR REFUND AS PROVIDED UNDER THIS EXPRESS LIMITED WARRANTY IS THE EXCLUSIVE REMEDY OF THE CONSUMER, AND IS PROVIDED IN LIEU OF ALL OTHER WARRANTIES, EXPRESS OR IMPLIED.

(4) ANY MODIFICATION, ALTERATION, ABUSE, UNAUTHORIZED SERVICE OR ORNAMENTAL DESIGN VOIDS THIS WARRANTY AND IS NOT COVERED BY THIS WARRANTY.

Some states do not allow limitations on how long an implied warranty lasts, so the above limitation may not apply to you. Some states do not allow the exclusion or limitation of incidental or consequential damages, so the above limitation or exclusion may not apply to you. This warranty gives you specific legal rights, and you may also have other rights, which vary from state to state.



SFA Companies
10939 N. Pomona Ave. Kansas City, MO 64153
816-891-6390
sales@blackhawk-automotive.com